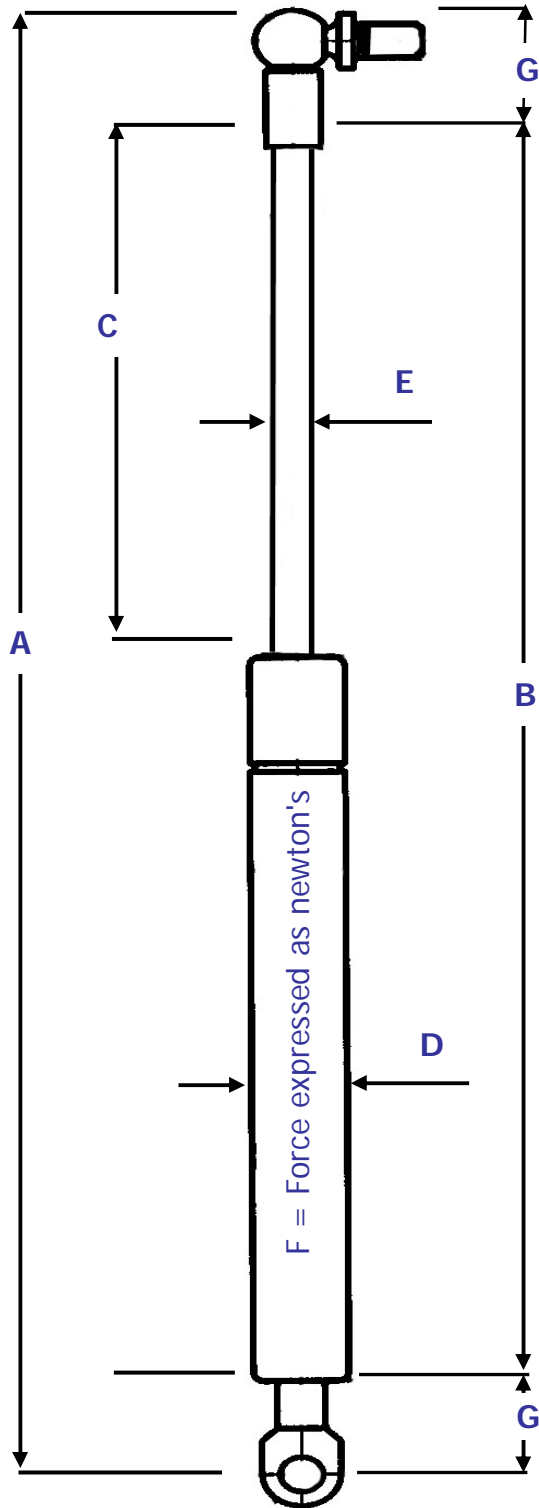






AUTOMOTIVE GAS STRUTS ID CHART



A = Fully open (Centres)		
B = Less ends fully open		
C = Rod Length (stroke)		
D = Tube Diameter		
E = Rod Diameter		
F = Force (newton's)		
G = End Fittings	Type	Ctr's
Please state letter for type ie - E = Eye B = ball, C = Clevis	Rod =	
	Tube =	
If eyelet type please state hole size and thickness.	Hole	Thick
	Rod =	
	Tube =	



Customer details :

Application details :

Telephone Order Line - 01274 531531

Fax Order Line : 01274 531088